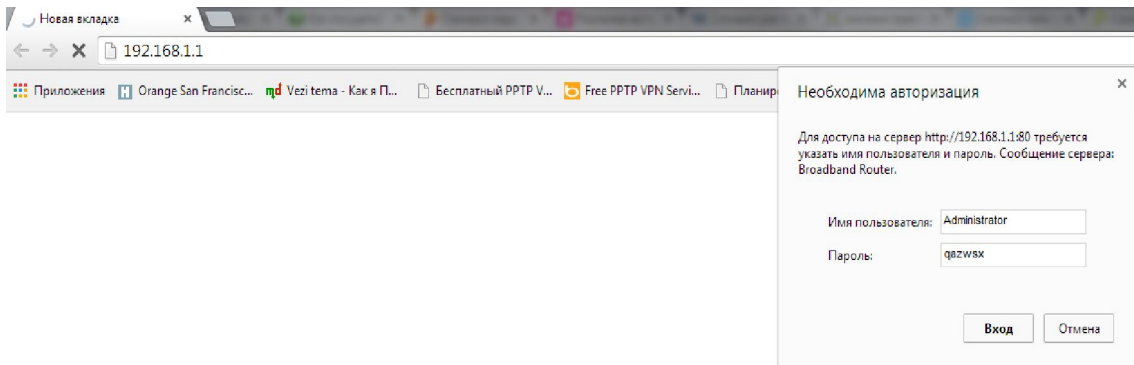


# ZTE W300

• :  
IP- ( Google Chrome),  
192.168.1.1 ( ), ( ):  
):

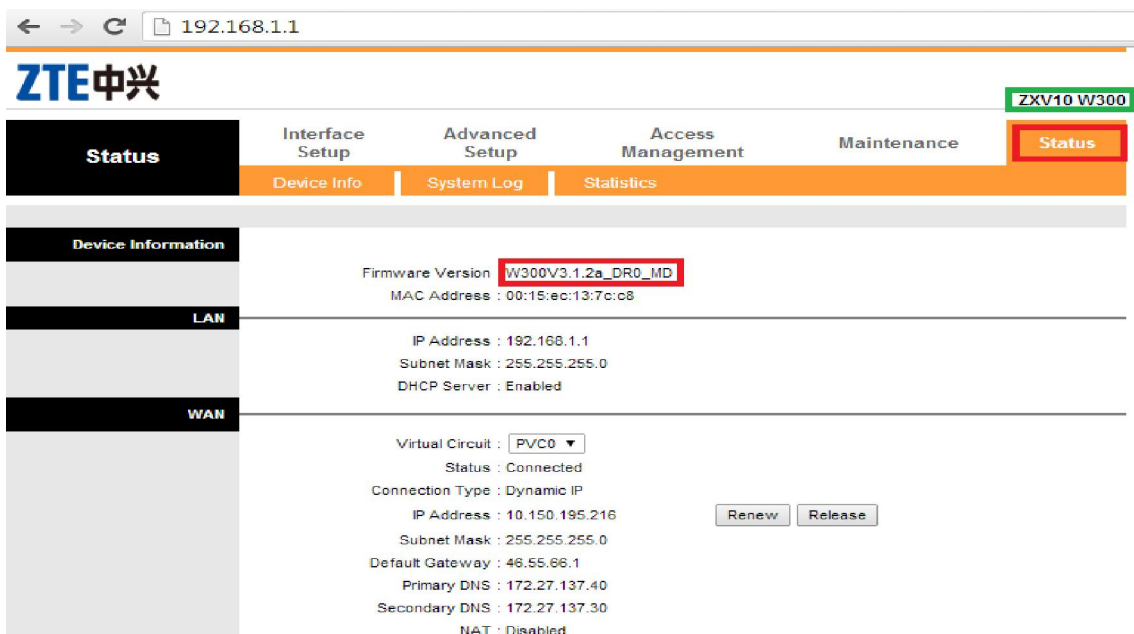
Username: **Administrator** Password: **qazwsx**

Username: **admin** Password: **admin**



.1

ADSL

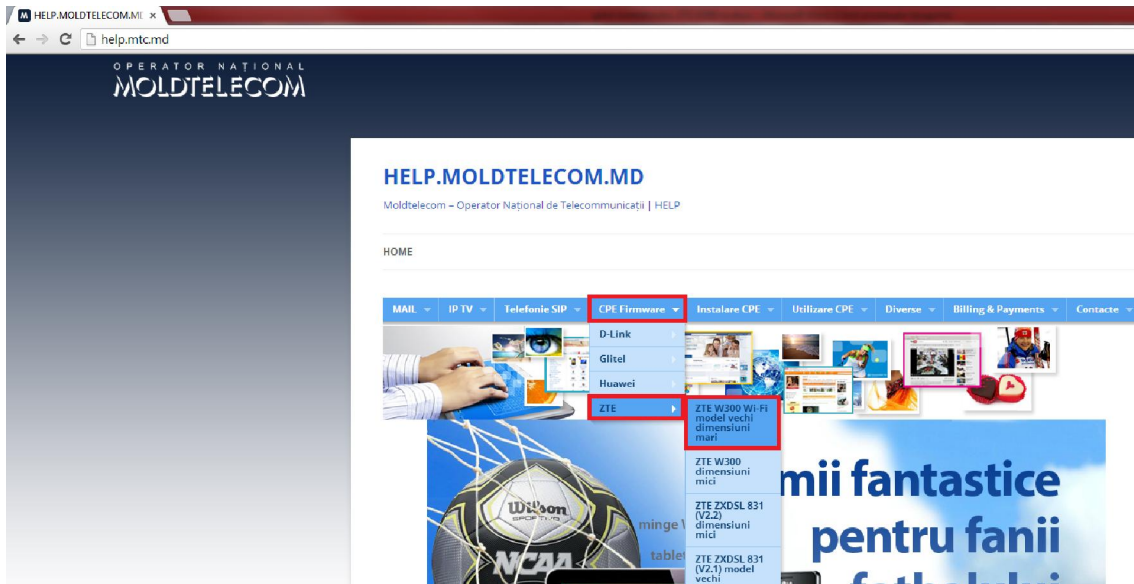


.2

.2 ,  
3.1.2a\_DR0\_MD,  
3.1.0c\_DR0\_MD.

: ZTE W300,  
ZTE W 300

. 3.



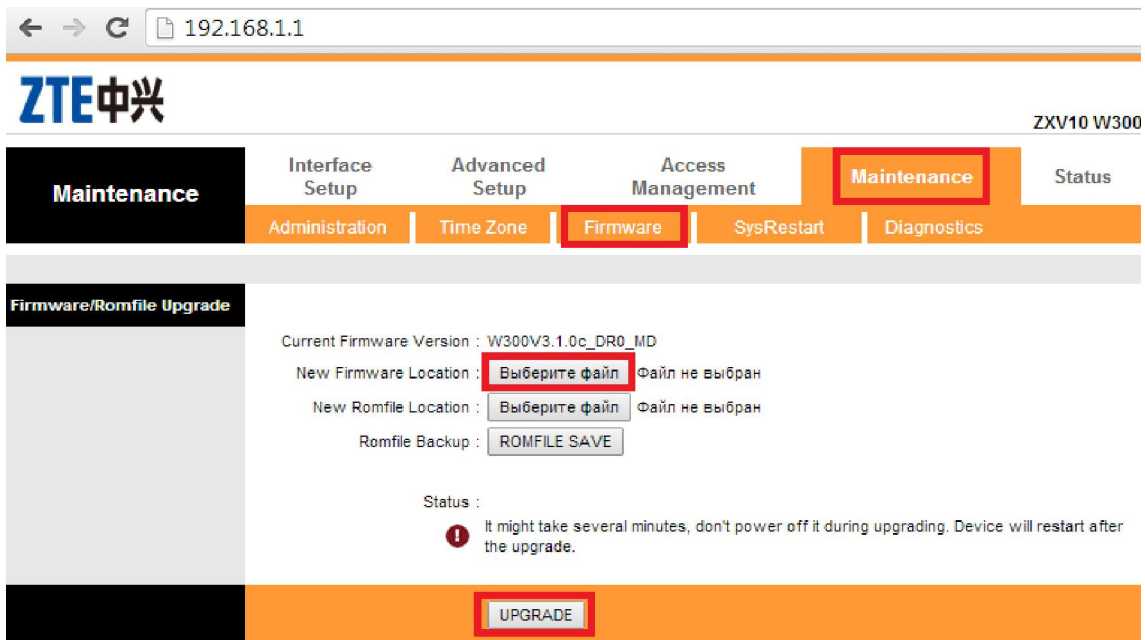
. 3

3.1.0c\_DR0\_MD,

ADSL

ADSL

Management/Update Firmware



. 4

UPGRADE

90

.4.

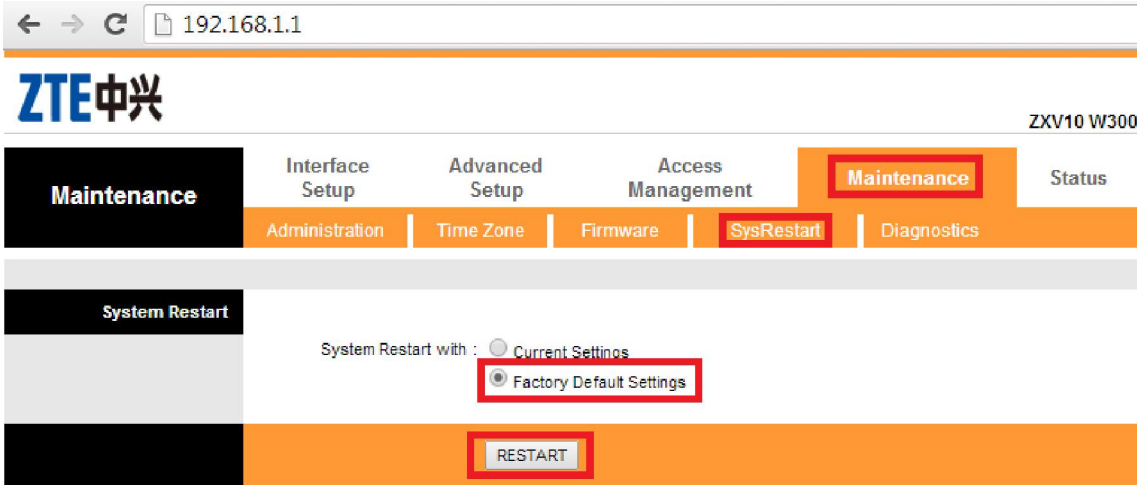
!!!

!

*Factory*

Default Settings ( \_\_\_\_\_ )

.5 :



.5

- \_\_\_\_\_ (*Reset to factory defaults*):

:

1. \_\_\_\_\_ (reset),

2. \_\_\_\_\_

1) \_\_\_\_\_ (Reset to factory defaults)

(reset):


I. \_\_\_\_\_ 20

II. \_\_\_\_\_ *Reset* ,

2-3 \_\_\_\_\_ .6.

III. \_\_\_\_\_ , \_\_\_\_\_

( \_\_\_\_\_ )



.6

1)

Factory Default Settings

Web-

RESTART.

*Tools/Reboot,*

.5.

•

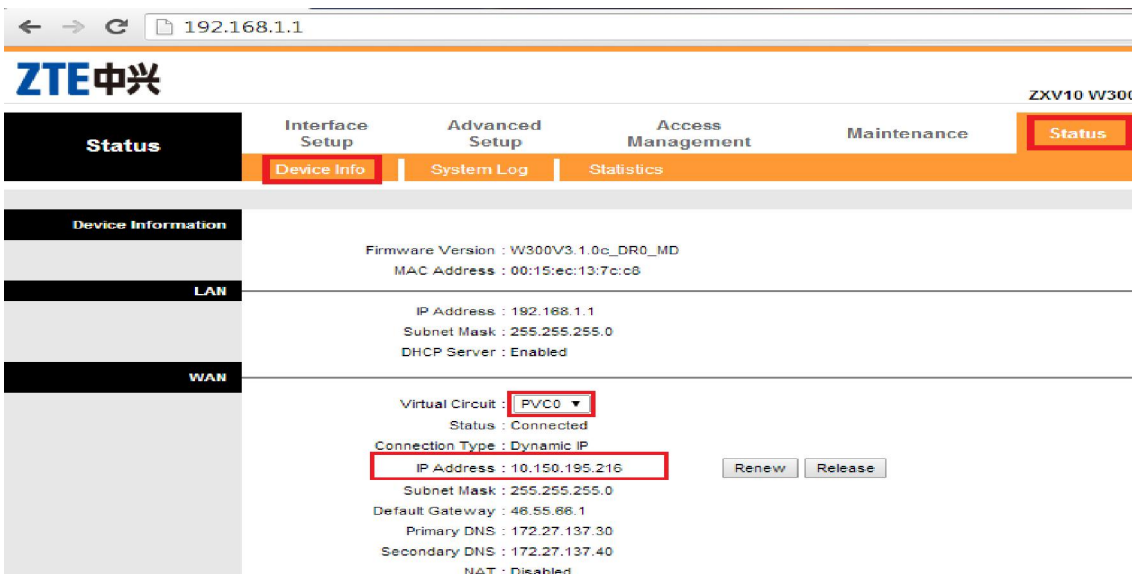
TR-069:

ADSL  
PVC 0

IP-

: *Status/Device Info*

.7.



.7

IP-

Management/CWMP

CWMP

*Activated*

: *Access URL:*

<http://acs.mtc.md:7547/acs/>

.8

<b>Access Management</b>	Interface Setup	Advanced Setup	<b>Access Management</b>	Maintenance	Status
	ACL	Filter	UPnP	DDNS	<b>CWMP</b>

<b>CWMP Setup</b>	
	CWMP : <input checked="" type="radio"/> Activated <input type="radio"/> Deactivated
Login ACS	URL : <input type="text" value="http://acs.mtc.md:7547/acs/"/>
	User Name : <input type="text"/>
	Password : <input type="text"/>
Connection Request	
	Path : <input type="text" value="/tr069"/>
	Port : <input type="text" value="51005"/>
	UserName : <input type="text" value="0019C6-0015EC137CC8"/>
	Password : <input type="text" value="*****"/>
Periodic Inform	
	Periodic Inform : <input checked="" type="radio"/> Activated <input type="radio"/> Deactivated
	Interval(s) : <input type="text" value="86400"/>
	<input type="button" value="SAVE"/> <input type="button" value="CANCEL"/>